


# WET/WET DIFFERENTIAL PRESSURE TRANSMITTERS

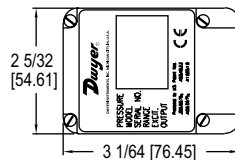
**±0.25% Accuracy, Quick Response, 2-Wire Design**

**CALIBRATION SERVICES AVAILABLE**

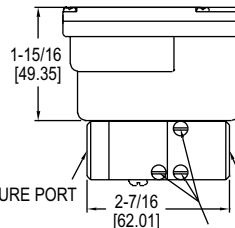
Differential Pressure Transmitters, Liquid & Gas



**Optional 3-valve manifold assembly**



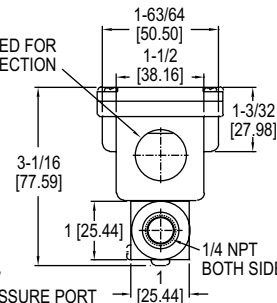
Ø7/8 KNOCKOUT INTENDED FOR A 1/2 I.D. CONDUIT CONNECTION



HIGH PRESSURE PORT

LOW PRESSURE PORT

BLEED SCREWS



Series 645 Wet/Wet Differential Pressure Transmitters are designed for use with compatible gases and liquids which can be applied to both the pressure and reference ports. Quick response capacitance sensor delivers a 4-20 mA output signal proportional to differential pressure with ±.25% accuracy. The Series 645 transmitters are ideal for process control, filter condition monitoring, refrigeration equipment, pump speed control, HVAC equipment, and liquid level measurement. For ease of installation and maintenance, order optional 3-valve manifold assembly. Bleed ports allow for total elimination of air in the line and pressure cavities.

**BENEFITS/FEATURES**

- Versatile, high-accuracy device for liquid or gas supports designs requiring more precise measurements in support of application
- Optional 3-way valve manifold supports simplifying installation or removal of transmitter without interrupting process

**APPLICATIONS**

- Process control
- Refrigeration equipment
- HVAC equipment
- Filter monitoring
- Pump speed control
- Liquid level measurement

MODEL CHART	
Model	Range
645-0	0 to 1 psid
645-1	0 to 2 psid
645-2	0 to 5 psid
645-3	0 to 10 psid
645-4	0 to 25 psid
645-5	0 to 50 psid
645-6	0 to 100 psid

**Note:** For optional 3-valve manifold assembly, add -3V to end of model number.

**SPECIFICATIONS**

**Service:** Compatible gases or liquids on both pressure and reference sides.  
**Wetted Materials:** 17-4 PH stainless steel, 300 Series stainless steel, fluoroelastomer and silicone O-rings and bleed screw seals.  
**Accuracy:** ±0.25% FS (RSS).  
**Temperature Limits:** Operating: 0 to 175°F (-22 to 80°C); Storage: -65 to 260°F (-54 to 126°C).  
**Pressure Limits:** (High side) 1 to 5 psi: 20 x FS, 10 to 25 psi: 10 x FS, 50 psi: 5 x FS, 100 psi: 2.5 x FS; (low side) 2.5 x FS.  
**Thermal Effects:** (includes zero and span) ±0.02% FS/°F, 30 to 150°F (-1 to 65°C).  
**Power Requirements:** 11-30 VDC.  
**Output Signal:** 4-20 mA, 2-wire.

**Zero and Span Adjustments:** Adjustable, ±1 mA, non-interactive.  
**Response Time:** 30 to 50 ms.  
**Loop Resistance:** 0 to 1000Ω.  
**Electrical Connection:** Barrier strip terminal block with conduit enclosure and .875" (22 mm) diameter conduit opening.  
**Process Connection:** 1/4"-18 female NPT.  
**Housing:** Stainless steel/aluminum, NEMA 4X (IP56).  
**Weight:** 14.4 oz (0.4 kg).  
**Compliance:** CE.  
**3-VALVE MANIFOLD ASSEMBLY Manifold:** Brass.  
**Valve Type:** 90° on/off.  
**Process Connection:** 1/4"-18 female NPT.

**OPTIONS**

Use order code:	Description
NISTCAL-PT1	NIST traceable calibration certificate

USA: California Proposition 65  
**WARNING:** This product can expose you to chemicals including Lead, which is known to the State of California to cause cancer and birth defects or other reproductive harm. For more information go to [www.P65Warnings.ca.gov](http://www.P65Warnings.ca.gov).