


RemoteLPC

LIQUID PARTICLE COUNTERS




Incorporating the latest in laser optical particle counting technology, Lighthouse designed the Remote LPC particle counter line for continuous trouble-free operation.

The Remote LPC integrates seamlessly into a large facility monitoring and management systems and transfers up to 2 channels of simultaneous particle count data using the 4-20mA protocol or four channels of data via Modbus.

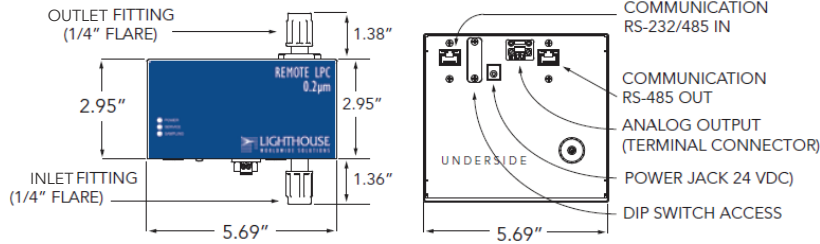
F E A T U R E S

- 0.1 - 5.0µm Particle Size Channels
- 100 ml per minute flow rate
- LED status indicators for power and service
- 4-20mA or MODBUS output
- Interfaces with facility monitoring systems
- Compact size
- Designed for reliability
- 2 Year Warranty

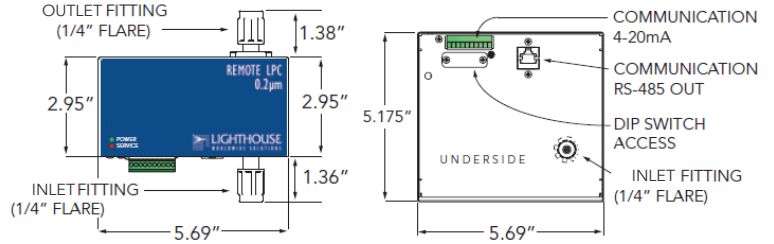


 Learn More

MODBUS MODEL



4-20mA MODEL



T E C H N I C A L D A T A S H E E T

Remote Liquid Particle Counters

Features / Models	Remote LPC 0.1	Remote LPC 0.2	Remote LPC 0.3	Remote LPC 0.5
Minimum Size Detection	0.1 µm	0.2 µm	0.3 µm	0.5 µm
Standard 2 Channels 4-20mA	0.1, 0.2 µm	0.2, 0.3 µm	0.3, 0.5 µm	0.5, 1.0 µm
Optional 2 Channel 4-20mA	0.1, 0.3; 0.1, 0.5 µm	0.2, 0.3; 0.2, 1.0; 0.2, 2.0 µm	0.3, 0.7; 0.3, 2.0; 0.3, 3.0 µm	0.5, 2.0; 0.5, 5.0 µm
Standard 4 Channels Modbus	0.1, 0.2, 0.3, 0.5 µm	0.2, 0.3, 0.5, 0.7 µm	0.3, 0.5, 0.7, 1.0 µm	0.5, 0.7, 1.0, 2.0 µm
Optional 4 Channels Modbus	-	0.2, 0.5, 1.0, 2.0 µm	0.3, 0.5, 1.0, 3.0 µm	0.5, 1.0, 2.0, 5.0 µm
Concentration Limit	64,000 counts/ml @ 5% coincidence error		4,000 counts/ml @ 5% coincidence error	
Flow Rate	100 mL / minute			
Laser Source	Laser Diode			
Calibration	NIST Traceable			
Data Storage	Rotating buffer 2,000 records (modbus models)			
Communication Modes	RS232/485 via RJ45 to PC, RS485 modbus, ASCII, Modbus or MR protocol			
LED Indicators	Power, Sampling (4-20mA model); Power, Service, Sampling (485 modbus model)			
External Alarm Output	Normal open dry contact rated 0-60v AC/DC 1 Amp			
Enclosure	Stainless steel			
Sample Inlet/Outlet Connection	1/4" Flaretek™			
Sample Temperature	32 - 140°F (0 - 60°C)			
Sample Pressure	150 PSI			
Wetted Surface Materials	Quartz, PTFE, PFA			
Power	24 VDC			
Dimensions	5.7"(l) x 5.2"(w) x 3.0"(h) [14.47 x 13.2 x 7.6 cm]			
Weight	3.5 lbs (1.58 kg).			

Includes Power supply; tubing; flow cell cleaning, brush with Micro90 cleaning solution.

Optional Printed operating manual; flow control device; sample tubing; cabling; flaring kit; flare nuts; LPC stand with flow meter mount; LMC flow meter Aluminum; LPC flow meter Teflon PFA; remote mounting bracket.

Distributed By:



Lighthouse Worldwide Solutions reserves the right to change specifications without notice.